

NEVADA'S COMMUNITY HEALTH CENTER FACT SHEET

September 2018

Community, Migrant, Homeless, and Public Housing Health Centers are non-profit, community-directed providers that provide high quality and comprehensive primary, mental, and dental care services to communities who otherwise confront financial, geographic, language, cultural, and other barriers.

NEVADA'S COMMUNITY HEALTH CENTERS (CHC) ...

- are located in **7 counties** in high-need areas identified as having elevated poverty, higher than average infant mortality, and where few physicians practice;
- are **open to all residents**, regardless of insurance status or ability to pay;
- **tailor services** to fit the special needs and priorities of their communities, and provide services in a linguistically and culturally appropriate manner;
- provide services that **help their patients access care**, such as transportation, translation, and case management; and
- **reduce health disparities** and improving patient outcomes.

HOW DO CHCs SERVE NEVADANS?

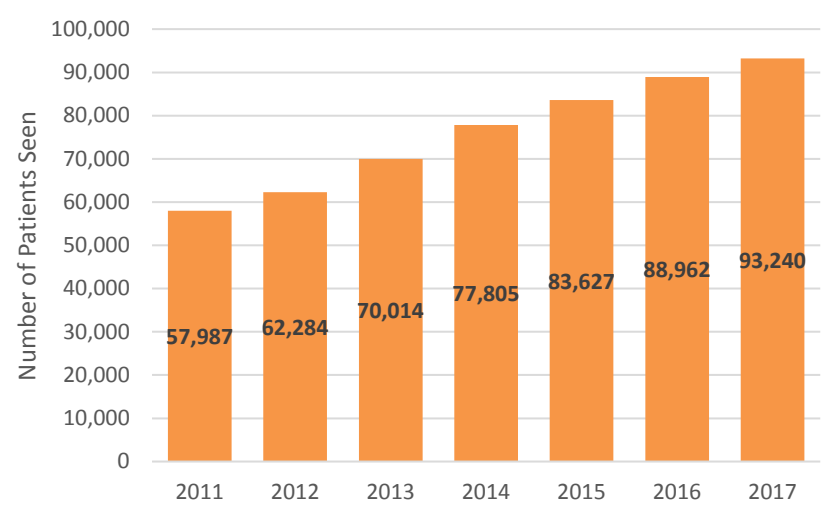
- NV has **8 CHCs** with 33 sites state-wide.
- Primary care services offered:
 - Medical Services
 - Dental Services
 - Integrated Mental and Behavioral Health Services
- Select CHCs offer targeted services through:
 - WIC clinics
 - Homeless Outreach clinics
 - Mobile Mammography
 - Care Coordination
 - Complex Care for Chronic Disease
 - HIV Services

WHO DID NEVADA'S CHCs SERVE IN 2017?

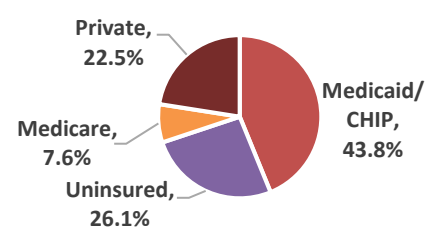
- **93,240** patients, including
 - 6,504 homeless patients (60% increase)
 - 488 veterans
- **68%** were racial or ethnic minorities.
- **97%** of patients had income below 200% of the federal poverty level.
- **26%** were uninsured.

Source: 2017 Uniform Data System (UDS), Health Resources & Services Administration (HRSA)
 Does not include data from health centers headquartered in another state


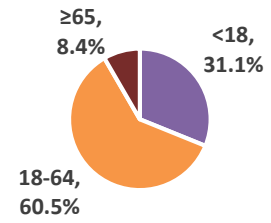
HOW MANY NEVADANS DO COMMUNITY HEALTH CENTERS SERVE?



Patients by Insurance Type



Patients by Age



Patient Visit increases between 2011 and 2017:
 70% for Total Visits
 47% for Medical Visits
 63% for Dental Visits
 2,140% for Mental Health Visits